

Gwinnett Practical Shooting League

August 16th, 2011

Announcements:

It's classic/diamond/turtle month!

GA State ROs!

Cool Springs ☹

Upcoming Local Matches:

TSCR Steel Match 8/21

River Bend Gun Club 8/27

Upcoming Southeast Major Matches:

Area 8 Championships 9/1

Georgia State 9/10

North Carolina State 9/30

Congratulations @ TN State:

Peter Oliver 1st A/Open

www.GPSL.org

Double or Nothing

Rules: Practical Shooting Handbook, Latest Edition

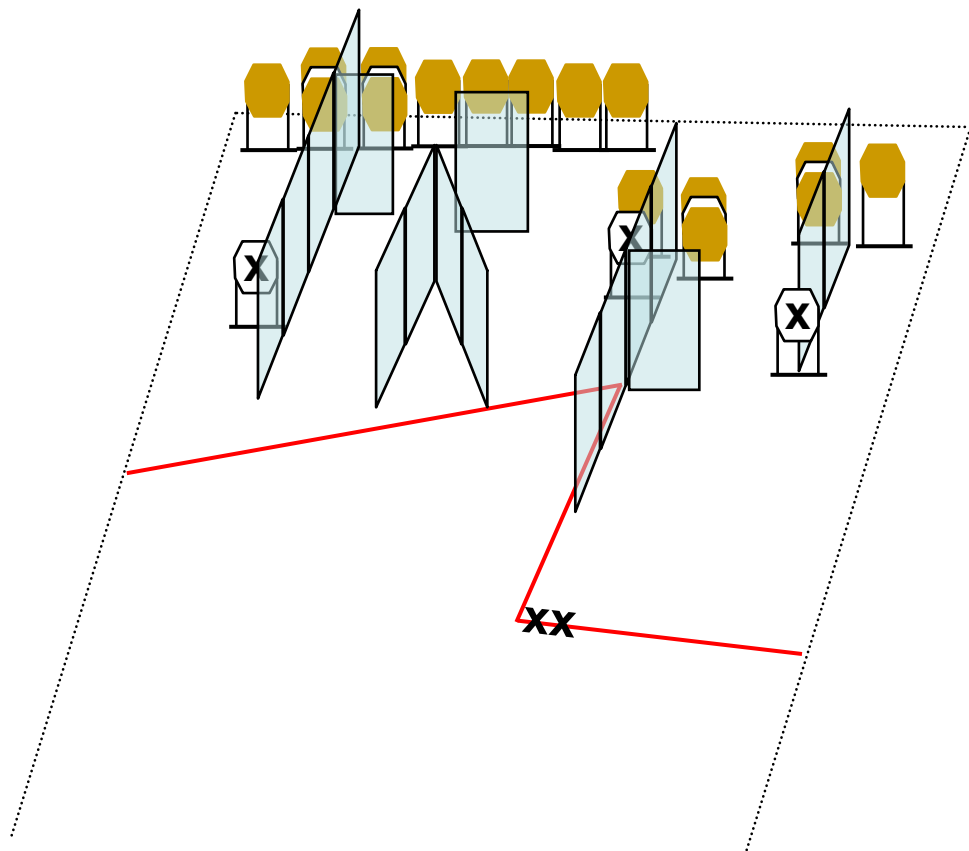
Course Designer: Gerard Gingco

Start Position: Standing with toes touching marks, gun loaded and holstered.

STAGE PROCEDURE: Engage targets from behind the fault lines only.

SCORING

SCORING: Comstock, 32 rnds, 160 pnts
TARGETS: 16 Classic
SCORING HITS: Best 2 per paper
START-STOP: Audible – Last shot fired
PENALTIES: As per USPSA handbook



Notes to Construction:

Notes to RO:

That was the Bet

Rules: Practical Shooting Handbook, Latest Edition

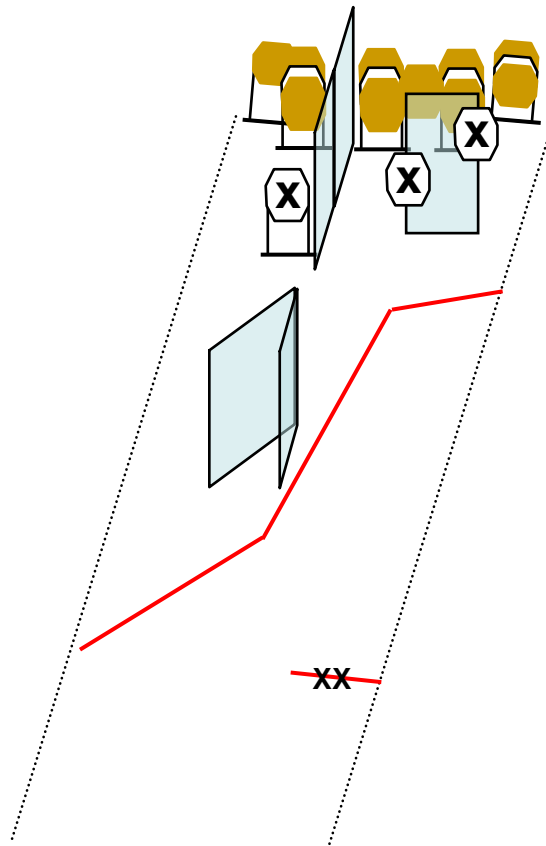
Course Designer: Gerard Gingco

Start Position: Standing with feet on floor marks, gun UN-loaded and holstered.

STAGE PROCEDURE: Engage targets from behind the fault lines only.

SCORING

SCORING: Comstock, 20 rnds, 100 pnts
TARGETS: 10 Classic
SCORING HITS: Best 2 per paper
START-STOP: Audible – Last shot fired
PENALTIES: As per USPSA handbook



Notes to Construction: ***Outside targets are laid flat on the backstop to discourage wall shots.***

Notes to RO:

Now we are in Public

Rules: Practical Shooting Handbook, Latest Edition

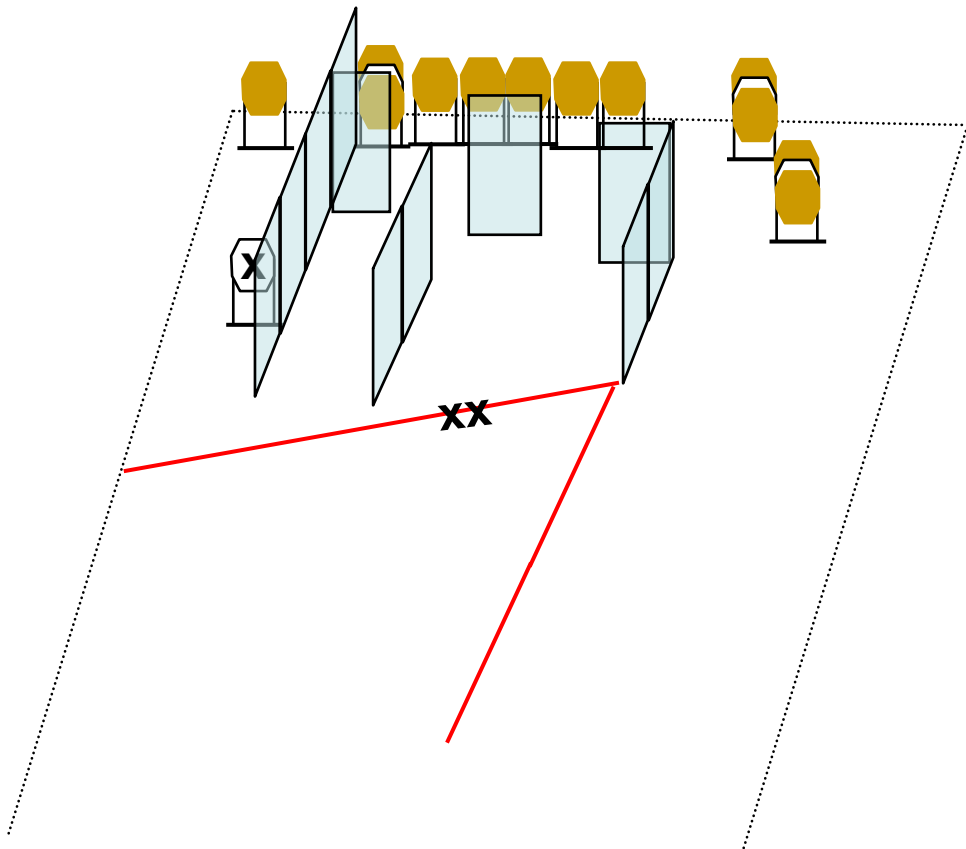
Course Designer: Gerard Gingco

Start Position: Standing with feet on marks, gun loaded and holstered.

STAGE PROCEDURE: Engage targets from behind the fault lines only.

SCORING

SCORING: Comstock, 24 rnds, 120 pnts
TARGETS: 12 Classic
SCORING HITS: Best 2 per paper
START-STOP: Audible – Last shot fired
PENALTIES: As per USPSA handbook



Notes to Construction:

Notes to RO: ***Fault lines go to infinity.***

With Pants over our Heads

Rules: Practical Shooting Handbook, Latest Edition

Course Designer: Gerard Gingco

Start Position: Standing with feet on floor marks, gun UN-loaded and holstered.

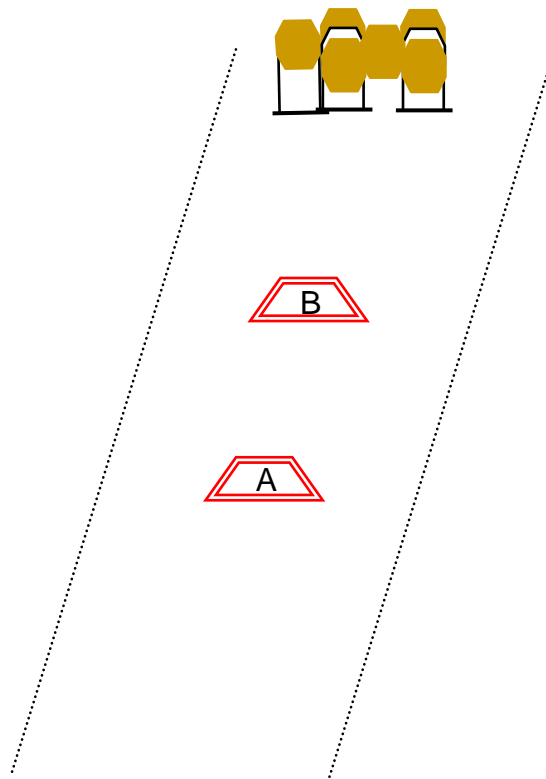
STAGE PROCEDURE:

String 1: From Box A only, engage T1-T6 with one round each freestyle. Perform a mandatory reload, and from Box B only, engage T1-T6 with one round each Strong hand only.

String 2: From Box B only, engage T1-T6 with one round each weak hand only.

SCORING

SCORING: Virginia Count, 18 rnds, 56 pnts
TARGETS: 6 Classic
SCORING HITS: Best 3 per paper
START-STOP: Audible – Last shot fired
PENALTIES: As per USPSA handbook



Notes to Construction: ***Outside targets are laid flat on the backstop to discourage wall shots.***

Notes to RO:

Target Inventory – Pistol Bay

Rules: Practical Shooting Handbook, Latest Edition

Course Designer: Gerard Gingco




Double with no-shoot spacer x4



Single 5ft x8



No-shoot x3



Barricade x2

Target Inventory – Rifle Bay

Rules: Practical Shooting Handbook, Latest Edition

Course Designer: Gerard Gingco




Double with no-shoot spacer x4



Single 5ft x2



No-shoot x1



Barricade x1