

Gwinnett Practical Shooting League

February 7th, 2012

Announcements:

Many major matches posted and available for squadding at USPSA.org, many are already filling up!

Upcoming Local Matches:

Cherokee – 2/11

East Alabama – 2/19

TSCR Steel – 2/19

River Bend *SHOTGUN!!* – 2/25

Upcoming Southeast Major Matches:

Alabama Section 3/16 (getting full!!)

South Carolina 3/30 (getting full!!)

Battle in the Bluegrass 4/6 (getting full!!)

Area 6 Championships 4/18 (getting full!!)

www.GPSL.org

Oh Noes

Rules: Practical Shooting Handbook, Latest Edition

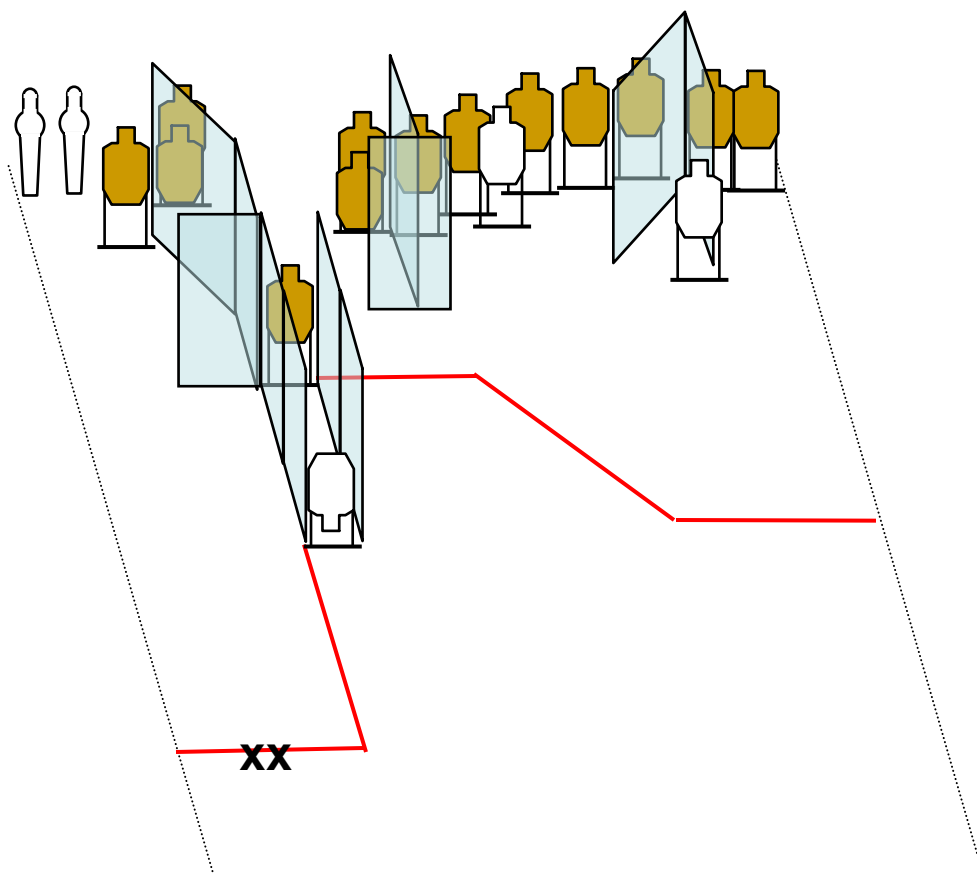
Course Designer: Gerard Gingco

Start Position: Standing facing downrange with toes on marks, gun loaded and holstered.

STAGE PROCEDURE: Engage targets from behind the fault lines only.

SCORING

SCORING: Comstock, 28 rnds, 140 pnts
TARGETS: 13 Metric, 2 USP
SCORING HITS: Best 2 per paper, Steel fall = 1A
START-STOP: Audible – Last shot fired
PENALTIES: As per USPSA handbook



Notes to Construction:

Notes to RO:

Here Comes that

Rules: Practical Shooting Handbook, Latest Edition

Course Designer: Gerard Gingco

Start Position: Holding box with top at shoulder level with both hands; standing with feet on marks facing downrange, gun loaded and holstered.

STAGE PROCEDURE: Engage targets from behind the fault lines only.

SCORING

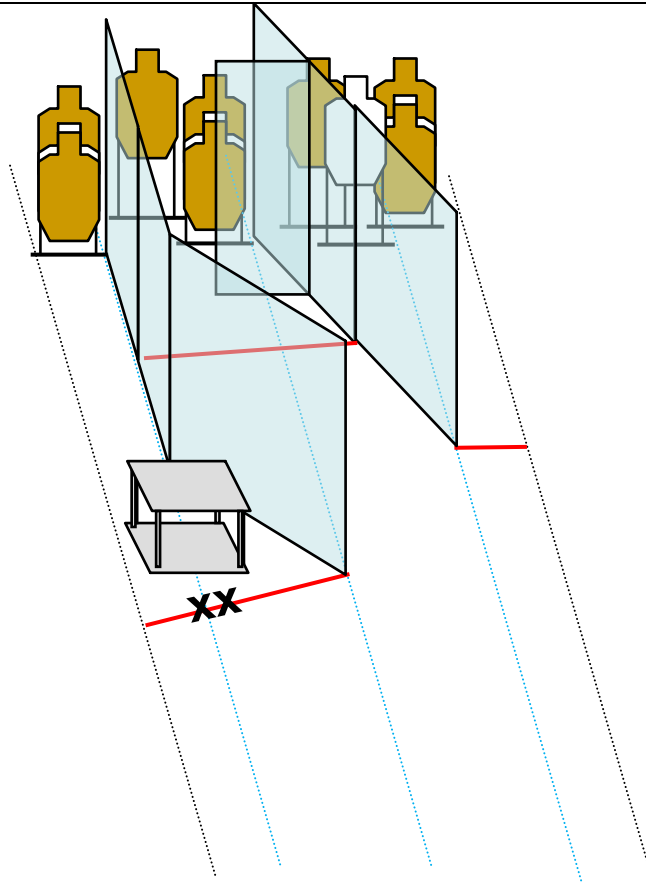
SCORING: Comstock, 16rds, 80pts

TARGETS: 8 Metric

SCORING HITS: Best 2 per paper

START-STOP: Audible – Last shot fired

PENALTIES: As per USPSA Rulebook



Notes to Construction:

Notes to RO:



CM 99-08

Melody Line

RULES: Practical Shooting Handbook, Latest Edition **COURSE DESIGNER:** Mike Davis — Modifications by US Design Team

START POSITION: Standing in Box A, back to targets, toes of both feet against rear fault line of Box A, both wrists above respective shoulders. Handgun is loaded and holstered as per ready condition in rule 8.1.1 and 8.1.2.

STAGE PROCEDURE

Upon start signal, turn, then draw and from Box A engage T1-T6 with only one round per target, then make a mandatory reload and from Box A engage T1-T6 with only one round per target.

SCORING

SCORING: Virginia Count, 12 rounds, 60 points

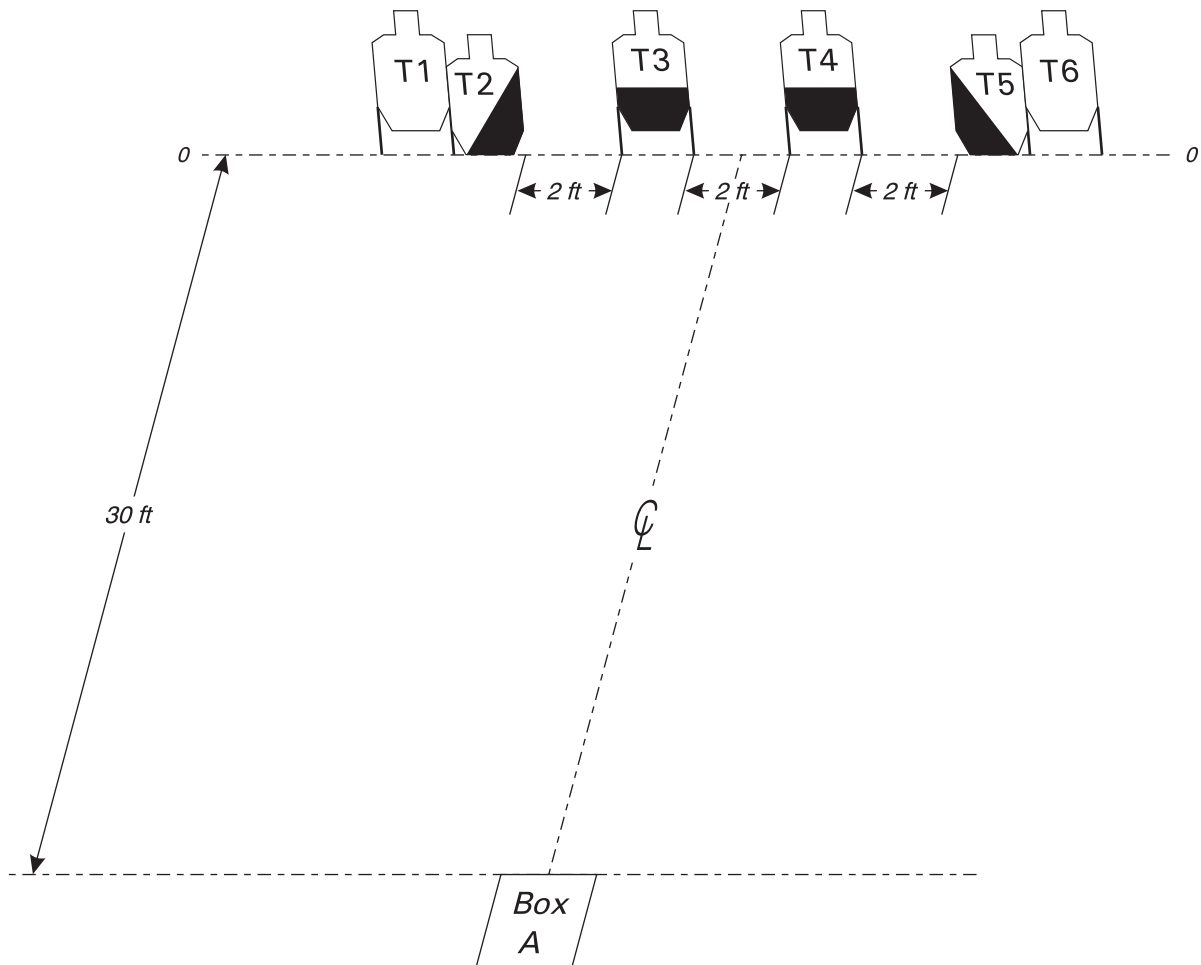
TARGETS: 6 IPSC

SCORED HITS: Best 2/paper

START - STOP: Audible - Last shot

PENALTIES: Per current edition USPSA Practical Shooting Handbook.

Failure to perform mandatory reload will result in one procedural penalty per shot fired.



SETUP NOTES: Set T1, T3, T4, and T6 to 5 feet high at shoulders. T2 and T5 are set so top of upper A zones are parallel with top of shoulder on adjacent target. Outer non-scoring edges of T1-T2 and T5-T6



butt together. Other targets are spaced two feet apart edge to edge. Shooting box is 3 feet by 3 feet. Hard cover on T3 & T4 is to bottom perforation of lower A zone. Hard cover on T2 & T5 is as shown.

WUB WUB WUB WUB

Rules: Practical Shooting Handbook, Latest Edition

Course Designer: Gerard Gingco

Start Position: Standing with feet on marks facing downrange, gun loaded and holstered.

STAGE PROCEDURE: Engage targets from behind the fault lines only with 4 rounds each

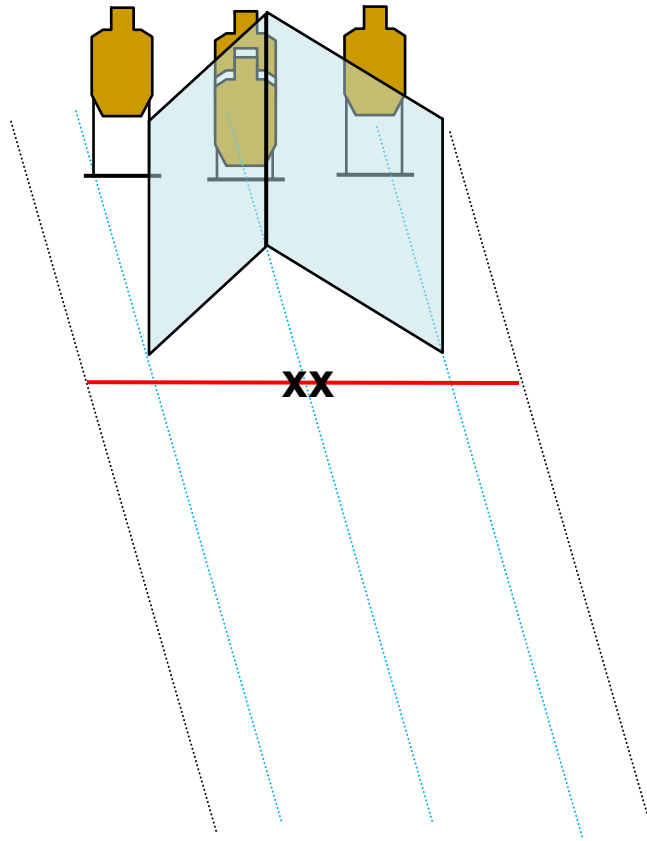
SCORING

SCORING: Comstock, 16rds, 80pts
TARGETS: 8 Metric

SCORING HITS: Best **4** per paper

START-STOP: Audible – Last shot fired

PENALTIES: As per USPSA Rulebook



Notes to Construction:

Notes to RO: